

## PANNOMATIC'S MOTOR ANOMALY

THE MOTOR DOESN'T WORK	
CAUSES	SOLUTIONS
TENSION IS NOT FUELED OR IT'S UNDER 230 V	PLEASE INSERT CREDIT, PUSH A BUTTON AND IMMEDIATLY MEASURE THE TENSION ON THE 2 WIRES OF THE MOTOR, IT HAS TO BE 230 V (FIG. 1)
MECHANICAL PROBLEMS	REMOUVE THE MOTOR AND BE SURE THAT THE ROLLER WITH THE 4 WHEELS WORK WITH NO EFFORTS ( FIG. 2 )
TENSION OK ROLLER OK	PLEASE CHANGE THE MOTOR

IF YOU INSERT THE CREDIT AND PRESS P1-P2-P3, DO THE PUMPS DELIVER THE PRODUCT?

YES

NO




FIG.1





FIG.2