

## PANNOMATIC

### A - PERMENANT RED LIGHT ON

**WITH THE 2018 UPDATE OF PANNOMAT, THE RED LIGHT GOES ON WHEN THE LEVER OF THE MICRO SWITCH (FIG. 1) IS PUSHED BY THE ROD OF END CLOTH.**

1. PLEASE CHECK THE NAME OF THE PROGRAM




FIG 1

**IF IT IS NOT THE SAME PLEASE WRITE THE NAME YOU HAVE HERE: \_\_\_\_\_**

2. PLEASE CHECK THAT THE MICRO SWITCH OF END ROLL IS WORKING FINE ( FIG. 2)  
THE WHEEL MOUNTED ON THE ROD MUST BE ON THE ROLL ( FIG. 3 )




FIG.2



FIG.3

3. WHEN THE ROD IS IN HIGH POSITION THE RED LIGHT SHOULD BE OFF ( FIG.4)



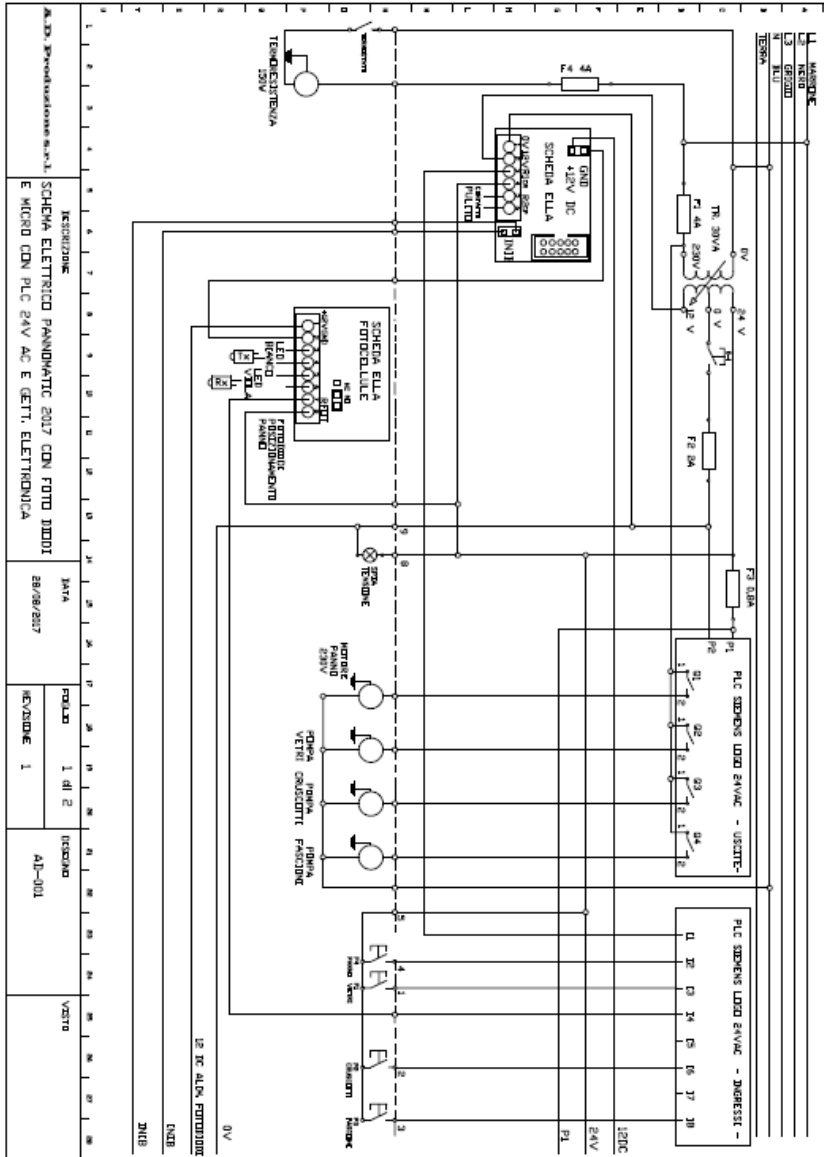
FIG.4

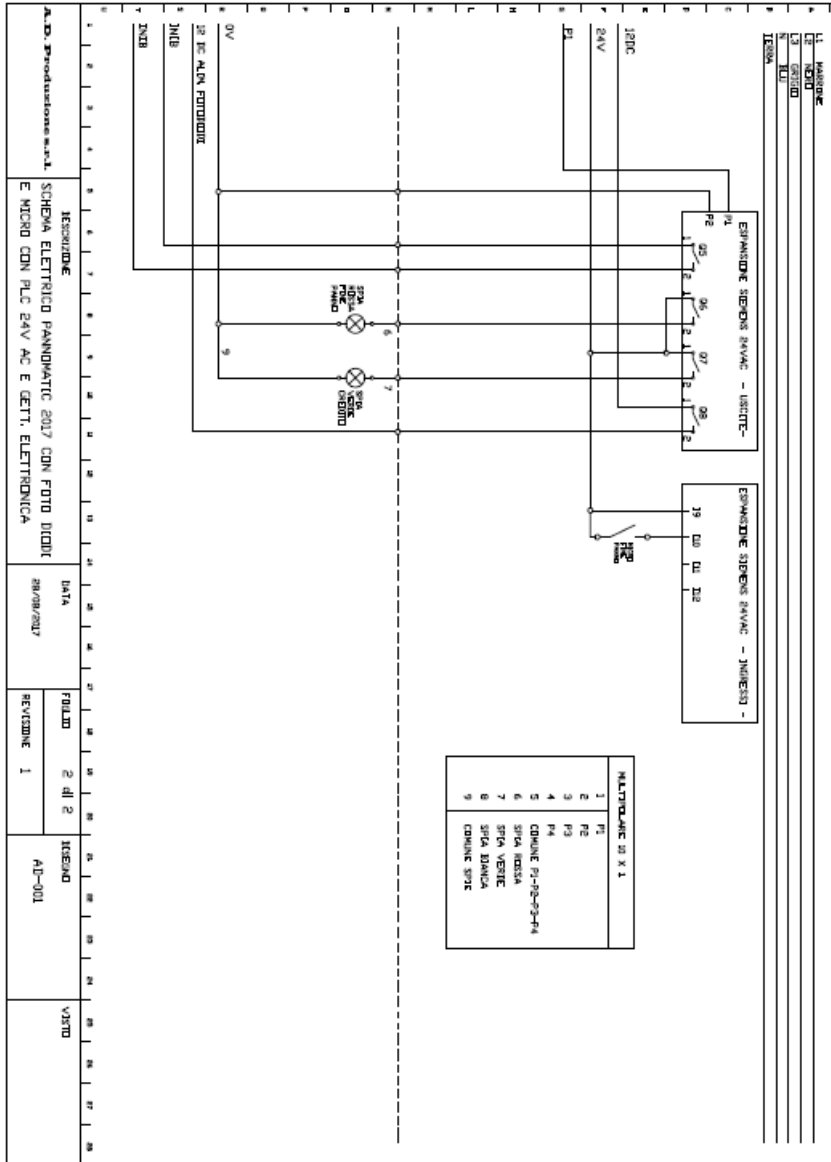
4. WHEN THE ROD IS IN LOW POSITION (END OF THE ROLL) THE RED LIGHT SHOULD BE ON (FIG. 5)



FIG.5

WHEN YOU MADE THESE TESTS PLEASE LET US KNOW THE RESULTS.





A.D. Produzione s.r.l. **REVISIONE** SCHEMA ELETTRICO PANNONATIC 2017 CON FOTO DIODI E MICRO CON PLC 24V AC E GETTI. ELETTRONICA

DATA	FOGLIO	REVISIONE
28/09/2017	2 di 2	1

AL-001

VISTO